

2025 Evaluation Form

ET2611 Tandem



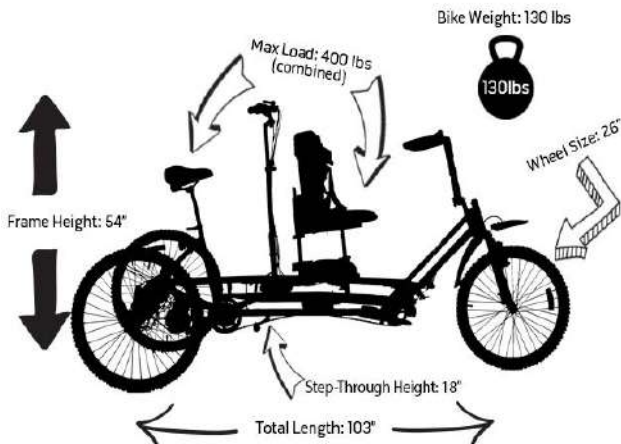
Inseam Range: 18" - 30"

- Max inseam may not allow for full leg extension.

The ET2611 is our adaptive tandem tricycle that is built for two. Great for riders aged 7 and up, this bike allows a parent or friend to propel and control the bike from the back position all while being able to easily supervise the front rider. Meanwhile, the front rider gets to enjoy the therapeutic and recreational benefits of riding.

ET2611 MODEL SPECIFICATIONS	
Rider Age	7+
Max Load (lbs)	400 Combined
Bike Weight (lbs)	130
Frame Height	54"
Total Length	103"
Bike Width	41"
Step-Through Height	18"

Measurements Include High Back Seating



Tips For Configuring an Adaptive Bike

1. Measure Inseam

The measurement we use to ensure each rider gets the correct size of adaptive bicycle is called an inseam. To find an inseam, measure the distance between the bottom of the rider's heel to the top of the rider's inner thigh. Make sure the rider's inseam measurement matches the inseam range for the adaptive bicycle.

2. Know Your Accessories

We offer many different accessories to help people of all abilities experience freedom. Make sure to look through all of our available accessories to make sure the adaptive bike will work for the rider. More information on all of our accessories is available at: www.freedomconcepts.com/product-lines/adaptive-bikes/accessories/

3. We Do Custom

If none of our current models of adaptive bicycles work for you, we are able to custom build a bicycle that will. Please contact us at 1-800-661-9915 for more information.

RIDER INFORMATION

Rider's Name: _____ Male Female Height: _____ Inches _____ cm


Date of Birth: _____ Weight: _____ Lbs _____ Kgs









Inseam: _____




Diagnosis: _____

ET2611

- Inseam Range: 18"-30" Max inseam may not allow for full leg extension


MODEL	
	
<i>This ET2611 model accommodates an inseam range of 18"-30". Max inseam may not allow for full leg extension.</i>	<i>This ET2611 model accommodates an inseam range of 18"-30". Comes with foot platforms instead of pedals. Because this setup does not have pedals, there is no passive range of motion for the front rider.</i>
<input type="checkbox"/> ET2611 Front Rider Setup (ET2611)	<input type="checkbox"/> ET2611 Front Passenger Setup (ET2611)

FRAME COLORS- Select one	
Standard Options	Additional Options
   	       
Candy Blue (CANDY BLUE) (STD) Hot Rod Purple (HOT ROD PURPLE) (STD) Electric Green (GREEN) (STD) Cherry Red (RED) (STD)	Arctic Teal (TEAL) Blaze Orange (ORANGE) Radiant Pink (PINK) Chrome (CHROME) Midnight (BLACK) Snow (WHITE) Fossil (FOSSIL)
Custom Color (CUSTOM COLOR) Please indicate custom color note here:	Color combination (COLORCOMBO) Please indicate primary frame color: Please indicate secondary accent color:

DECAL OPTIONS - Select one
Racer (STD) (6401532) 
Hibiscus (STD) (6401543) 
Black & White (STD) (6401520) 




NAMEPLATE (Optional)
Custom Nameplate Nameplate (NAMEPLATE SP) Notes: 

BELL & SQUEAKY HORN (Select one Bell & one Horn)			
Bells (STD)	Squeaky Horns (Optional)		(STD)
Red (5015014)	Dog (5015063)	Dino (5015062)	Turtle (5015074)
Blue (5015011)	Frog (5015065)	Penguin (5015068)	Giraffe (5015075)
Purple (5015013)	Cat (5015061)	Unicorn (5015071)	Tiger (5015069)
Gold (5015012)	Parrot (5015070)	Shark (5015072)	
Black (5015010)	Orca (5015067)		

TIRE SELECTION - Select One

<input checked="" type="checkbox"/> Street Pneumatic (STD) (2112550) <i>Ideal for more independent riders, wanting to ride at faster speeds</i>

REAR DRIVER FEATURES
*Please note the rear rider features come standard with: <ul style="list-style-type: none"> Mountain Pedals with Toe Cage Nexus 8-Speed Rear Disk Brake 6" Alloy Crank Arm Mountain Bike-Style Handlebars On/Off Pin Reciprocator for front rider (Control the pedal speed on the fly with a flick of a switch. Features neutral, free hub and direct drive). 26" wheels for smooth riding


FRONT HANDLEBAR OPTIONS - Select one

		
Hoop Handlebars (2111001) (STD)	Wide Handlebars (2111007)	Enclosed Hoop Handlebars

BRAKE POSITIONS

Select Front Brake Position	Select Rear Brake Position
<input checked="" type="checkbox"/> Vee Brake Left Handlebar (2113512) (STD)	<input checked="" type="checkbox"/> Disk Brake Right Handlebar (2113521) (STD)

PROPULSION

<input checked="" type="checkbox"/> Nexus 8-Speed (Included) (2012089) (STD)	<p>Electric Assist (2125360)</p> <p><i>Push yourself further with the electric assist motor. Perfect for getting up hills and long distance.</i></p> <p>*Controlled by rear rider</p> 
--	--

Front Rider Seating System

Please Fill Out Either The Child Set Up or The Adult Set Up

Please note that all seat bases come with a seat belt and all highback backrests come with a chest strap

Child Seat	12.5" width, 12.5" depth
Child High Back	13" width, 18" height
Child Low Back	13" width, 7.5" height
Adult Seat	16.75" width, 14" depth
Adult Low Back	18" width, 10" height
Adult High Back	18" width, 18" height



The 2" raised pommel keeps riders further back in their seats while helping with stability and promotes leg abduction.



A narrow seat aids in clearance and in pass-through. The nose of the seat is slightly narrower to aid with pedaling.



The standard seat will fit and function for most riders.

CHILD SET UP

Seat Base

- Child Seat** (6114013) (STD)
- Child Narrow Seat** (6114014)
- Child Pommel Seat** (6114010)
- Child Narrow Pommel Seat** (6114016)

Child Bench Seat (6114113)
*Suggested for passenger setup only.

Four-Point Neoprene Hip Stabilizer Belt (2125273) *OPTIONAL

Back Rest

- Child Low Back** (2114009) (STD)
- Child High Back** (2114010)

ADULT SET UP

Seat Base

- Adult Seat** (6114015)
- Adult Narrow Seat** (6114017)
- Adult Pommel Seat** (6114018)
- Adult Narrow Pommel Seat** (6114020)

Adult Bench Seat (6114115)
*Suggested for passenger setup only.

Four-Point Neoprene Hip Stabilizer Belt (2125274) *OPTIONAL


Back Rest

- Adult Low back** (2114019)
- Adult High Back** (2114020)




Questions?

1-800-661-9915





SEATING ACCESSORIES (Optional)

Neoprene Chest Harness 	Laterals <i>(Width and height adjustable, comes with an adjustable track system)</i> 	Flip-Up Abductor 
Medium (2114077) Large (2114078) Extra Large (2114079)	Standard Small Laterals (2114070) <i>Small Laterals Chest Width: 8½" - 11¼"</i> Standard Large Laterals (2114072) <i>Large Laterals Chest Width: 12"-15"</i> Narrow Small Laterals (2114071) <i>*Shifts chest width range 3" narrower</i> Chest Width: _____ Narrow Large Laterals (2114073) <i>*Shifts chest width range 3" narrower</i> Seat-to-Armpit: _____	Flip-Up Abductor (2020205) <i>This flip-up abductor assists with leg/knee separation during pedaling and is mounted securely to the underside of the seat.</i>

HEADREST (Optional)

		
Adjustable Backrest Extension (Backrest Ext) <i>The backrest extension extends the seat backing height an additional 7".</i> <i>Tip: A Low Back Seat and the Adjustable Backrest Extension can be combined to create a height-adjustable backrest.</i>	Adjustable Headrest with Occiput Support Cushion (HEADREST PLUS) <i>*Requires Highback Seat</i> <i>The adjustable headrest with an occiput support cushion provides additional neck support for the rider. The cushion comes with velcro and can be removed or adjusted as required.</i>	Head and Neck Support System <i>*Requires Highback Seat</i> <p style="text-align: center;">*Please call 1-800-661-9915 for sizing and part number. In some cases we are able to adapt our seatback to accommodate common wheelchair headrests.</p>

FRONT RIDER PEDAL OPTIONS - Select one for rider setup

			
<i>Mountain Pedals are recommended for riders that have more control and high tone muscle control.</i>	<i>The Neoprene adjustable footplate is a quick and easy way to maintain proper positioning and pedal pressure. Recommended for children with low muscle tone.</i>	<i>Molded ABS Footplates are designed to provide precise positioning for children with more spasticity. They also help with leg alignment and knee flexion.</i>	<i>Molded ABS Footplates with Ratchet Straps helps to secure the rider's foot in a specific position. Recommended for children with plantar flexion.</i>
Mountain Pedals with Toe Cage (STD) (2112081)	Neoprene Adjustable SML (2012031) *4" x 7" MED (2012032) *4½" x 10" LRG (2012033) *5" x 11½" XL (2012034) *6" x 12"	Molded ABS SML (2012042) *3" x 7" MED (2012043) *3" x 10¾" LRG (2012044) *3½" x 11½" XL (2012045) *4" x 13"	Molded ABS with Ratcheting Straps SML (2012052) *3" x 7" MED (2012053) *3" x 10¾" LRG (2012054) *3½" x 11½" XL (2012056) *4" x 13"

FRONT RIDER FOOT SUPPORT - Select one for passenger setup

	
<i>Front rider foot support is for Passive Rider Setup only.</i>	
Foot Support SML (2060509) *4" x 7" MED (2060510) *4½" x 10"	N/C LRG (2060511) *5" x 11½" XL (2060512) *6" x 12"

PEDAL ADD-ONS - (Optional) *Rider setup only



1/4 Inch Footplate Spacers (2412050)

Please add how many spacers are needed below. (Maximum 8 per side)

___ left + ___ right = ___ total

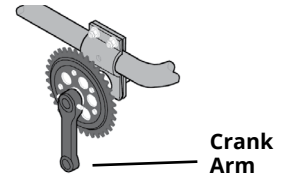
Pulley String

Front pulley assists with plantar flexion and rear pulley helps self-level the pedals.

Front (2115021)

CRANK ARMS - Select one *Rider setup only

- 3" Alloy Crank (N/C) (5012252)
- 4" Alloy Crank (STD) (5012254)
- 5" Alloy Crank (N/C) (5012255)



Crank Arm Length Shortener *reduces length by 1/2" (optional)

- Left Side (2012049)
- Right Side (2012050)
- Both Sides (2012047)

ACCESSORIES - (Optional)



Velcro Hand-Eye Coordination Gloves

- XS (6315031)** 5 1/2" height x 1 3/4" wrist
- SML (6315033)** 6" height x 2" wrist
- MED (6315034)** 7" height x 2 1/4" wrist
- LRG (6315035)** 8" height x 3 3/4" wrist



Leg Braces

*Only available with molded footplates. *Requires Rear Pulley.

- Left Side Only (LEG BRACE L)**
- Right Side Only (LEG BRACE R)**

Pair (LEG BRACE PAIR)

Inseam: _____
Calf Circumference: _____
Measurement with AFO's



Rear Platform (REAR PLATFORM)



Spoke Covers (3) (2112340)

ACCESSORIES - (Optional)



Adjustable Tablet/Phone Holder

- Tablet (5025070)**
- Phone (5025080)**



Padded Adduction Strap (6320060)



Communication Tray (2125281)



Simulated Sheepskin Cover

- Child Seat (6114070)**
- Adult Seat (6114080)**

ACCESSORIES - (Optional)



Mirror (5015040)



Tool Pouch (6300022)



Bike Cover (6315606)

FREIGHT

X Due to the size and weight of this product, freight on ET2611 Tandem orders is additional.

CUSTOMER INFORMATION

Dealer/Vendor: _____
Contact Person: _____
Address: _____
City: _____ Prov./State: _____
Postal/Zip Code: _____ Ordered by: _____
Phone: _____ Fax: _____
Email: _____

ORDER INFORMATION

Purchase Order: _____
Order Date: _____ Quote Date: _____
FCI Representative: _____
Payment Terms: _____
CREDIT CARD (CHECK ONE) Visa MasterCard Exp. Date: _____
Card Number: _____
Name On Card: _____
Signature: _____

SHIPPING INSTRUCTIONS

Name: _____
Address: _____
City: _____
Province/State: _____
Postal/Zip Code: _____ Phone: _____
Federal ID/SS#: _____

PRIVACY POLICY

Freedom Concepts Inc. collects, uses and discloses personal information of the Customer and/or Rider to properly assemble and manufacture the mobility device and may contact the Rider's therapist for additional personal information to assist with this process. The collection, use and disclosure of the personal information of the Customer and/or the Rider is governed by any consent which may, from time to time, be provided, and by the Freedom Concepts Inc. Privacy Policy which is available on our website www.freedomconcepts.com or by contacting our office. By signing below, you hereby warrant that you have the authority to bind the Rider and hereby authorize the collection, use, and disclosure of personal information as herein provided and in accordance with the Freedom Concepts Inc. Privacy Policy.

TERMS AND CONDITIONS

Prices are subject to change without notice. Prepaid or net 30 days O.A.C. All taxes extra. Freight extra. Manufacturer reserves the right to change prices, colors, features, dates, locations and products without notice. Residential delivery charge may apply. Duty and brokerage included where applicable.

CUSTOMER SIGNATURE

PHOTO RELEASE

I hereby give permission to Freedom Concepts Inc. to use photographs of me or my child at their discretion. YES NO

I would like to receive regular updates. SNAIL MAIL EMAIL NO

SIGNATURE OF RIDER/PARENT

Questions?
1-800-661-9915

NOTES: