



CREATING A CYCLE OF mobility

# 2025 Evaluation Form

## Defier

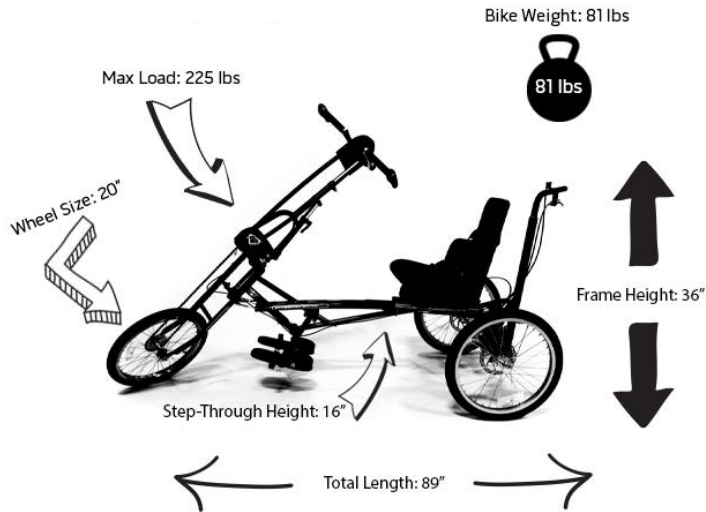
Arm Length Range: 16" - 32"

Designed for riders 10 years old and up, the Defier is our semi-recumbent handcycle. This model combines features from our EHDU Upright Handcycles and our ASR Odyssey series to create an enjoyable riding experience. This handcycle offers a stable ride without compromising performance, allowing the rider to reach higher speeds all while being visible to road traffic.



DEFIER MODEL SPECIFICATIONS	
Rider Age	10+
Max Load (lbs)	225
Bike Weight (lbs)	81
Frame Height	36"
Total Length	89"
Bike Width	35"
Step-Through Height	16"

Measurements Include Rear Steering Handle and High Back Seating



### Tips For Configuring an Adaptive Bike

#### 1. Measure Inseam

The measurement we use to ensure each rider gets the correct size of adaptive bicycle is called an inseam. To find an inseam, measure the distance between the bottom of the rider's heel to the top of the rider's inner thigh. Make sure the rider's inseam measurement matches the inseam range for the adaptive bicycle.

#### 2. Know Your Accessories

We offer many different accessories to help people of all abilities experience freedom. Make sure to look through all of our available accessories to make sure the adaptive bike will work for the rider. More information on all of our accessories is available at: [www.freedomconcepts.com/product-lines/adaptive-bikes/accessories/](http://www.freedomconcepts.com/product-lines/adaptive-bikes/accessories/)

#### 3. We Do Custom

If none of our current models of adaptive bicycles work for you, we are able to custom build a bicycle that will. Please contact us at 1-800-661-9915 for more information.

### RIDER INFORMATION




Rider's Name: \_\_\_\_\_  Male  Female Height: \_\_\_\_\_ Inches \_\_\_\_\_ cm













Date of Birth: \_\_\_\_\_ Weight: \_\_\_\_\_ Lbs \_\_\_\_\_ Kgs




Inseam: \_\_\_\_\_ Arm Length: \_\_\_\_\_


Diagnosis: \_\_\_\_\_

# DEFIER



MODEL	FRAME ADD-ON (Optional)	
		
<i>The standard Defier model accommodates an arm length range of 16"-32"</i>	<i>The Narrow Defier is great for indoor riding, as it features a 31" wide rear axle - perfect for traveling through standard door openings and hallways.</i>	<i>The Short Frame Defier shortens the length of the bike by 8" and includes a shorter fork. This is a great option for those with little storage room.</i>
<input checked="" type="checkbox"/> <b>Defier</b> (EHDO20)	<input type="checkbox"/> <b>Narrow Frame</b> (NARROW FRAME)	<input type="checkbox"/> <b>Short Frame</b> (SHORTFRAME)

FRAME COLORS- Select one	
Standard Options	Additional Options
   	       
<input type="checkbox"/> <b>Candy Blue</b> (CANDY BLUE) (STD) <input type="checkbox"/> <b>Hot Rod Purple</b> (HOT ROD PURPLE) (STD) <input type="checkbox"/> <b>Electric Green</b> (GREEN) (STD) <input type="checkbox"/> <b>Cherry Red</b> (RED) (STD)	<input type="checkbox"/> <b>Arctic Teal</b> (TEAL) <input type="checkbox"/> <b>Blaze Orange</b> (ORANGE) <input type="checkbox"/> <b>Radiant Pink</b> (PINK) <input type="checkbox"/> <b>Chrome</b> (CHROME) <input type="checkbox"/> <b>Midnight</b> (BLACK) <input type="checkbox"/> <b>Snow</b> (WHITE) <input type="checkbox"/> <b>Fossil</b> (FOSSIL)
<input type="checkbox"/> <b>Custom Color</b> (CUSTOM COLOR) Please indicate custom color note here:	<input type="checkbox"/> <b>Color combination</b> (COLORCOMBO) Please indicate primary frame color: Please indicate secondary accent color:

DECAL OPTIONS - Select one
<input type="checkbox"/> <b>Racer</b> (STD) (6401483) 
<input type="checkbox"/> <b>Hibiscus</b> (STD) (6401484) 
<input type="checkbox"/> <b>Black &amp; White</b> (STD) (6401420) 

NAMEPLATE - (Optional)
<input type="checkbox"/> <b>Custom Nameplate</b> <input type="checkbox"/> <b>Nameplate</b> (NAMEPLATE SP) Notes: 

BRAKE OPTIONS AND POSITIONS
A coaster brake comes standard on all Defiers. A second brake can be added to the Defier for no additional charge, but requires T-Handle Pedals or a Rear Steering Handle.
<b>Second Brake Position</b> (Optional)
*Please select only one option
<input type="checkbox"/> <b>Left Handlebar</b> (2113442) *Requires T-Handle Pedal <input type="checkbox"/> <b>Right Handlebar</b> (2113441) *Requires T-Handle Pedal <input type="checkbox"/> <b>Rear Steering Handle</b> (2113423) *Requires Rear Steering Handle

TIRE SELECTION - Select one	
	
<input type="checkbox"/> <b>Smooth Pneumatic</b> (2112350) (STD) <i>Ideal for more independent riders, wanting to ride at faster speeds</i>	<input type="checkbox"/> <b>Knobby Pneumatic</b> (2112352) <i>Ideal for more independent riders, wanting to ride outdoors or on uneven surfaces.</i>
<b>Wheel Add-On:</b> <input type="checkbox"/> <b>Heavy Duty Rim</b> (HD Wheels)	<b>Wheel Add-On:</b> <input type="checkbox"/> <b>Heavy Duty Rim</b> (HD Wheels)

## REAR STEERING



- Rear Steering Handle**  
(REAR STEER)

## REAR STEERING ADD-ONS



- Pushbar Steering**  
(2125006)  
\*Requires Rear Steering Handle



- Hoop Handlebar**  
(2125005)  
\*Requires Rear Steering Handle

## FOOT PLATFORMS \*If ordering foot drive, this section is not required.



### Upright Position (STD)

- SML** (2060409) \*3" x 7"
- MED** (2060410) \*3" x 10¼"
- LRG** (2060411) \*3½" x 11½"
- XL** (2060412) \*4" x 13"

## HAND PROPULSION

- 5 Speed Coaster Brake with Reverse** (STD)  
(2060015)

### Shifter Location:

- Right Handlebar** (SHIFTHB)  
\*Requires T-Handle Pedal
- Rear Steer** (SHIFTRS)  
\*Requires Rear Steering Handle
- U-Bar** (2460070)

## HAND PEDALS - Select one



- Foam Covered Grip**  
(2060491)



- T-Handle Pedal** (STD)  
(2050190)  
\*Required for brake lever when Rear Steer or T-bar is not selected

## CRANK ARMS - Select one

- 3" Alloy Crank** (N/C)  
(5012252)
- 4" Alloy Crank** (STD)  
(5012254)
- 5" Alloy Crank** (N/C)  
(5012255) \*Recommended
- 6" Alloy Crank** (N/C)  
(5012251)



# Seating System

Please Fill Out Either The Child Set Up or The Adult Set Up

Please note that all seat bases come with a seat belt and all highback backrests come with a chest strap

Child Seat	12.5" width, 12.5" depth
Child High Back	13" width, 18" height
Adult Seat	16.75" width, 14" depth
Adult High Back	18" width, 18" height
Adult Extended High Back	17" width, 22" height



The 2" raised pommel keeps riders further back in their seats while helping with stability and promotes leg abduction.



A narrow seat aids in clearance and in pass-through. Adult seating is not available with a Narrow Frame.



The bench seat is standard on all handcycle models without foot drive.

## CHILD SET UP

### Seat Base

- Child Bench Seat** (6114113) \*Not suitable for Foot Drive
- Child Seat** (6114013)
- Child Narrow Seat** (6114014)
- Child Pommel Seat** (6114010)
- Child Narrow Pommel Seat** (6114016)

- Four-Point Neoprene Hip Stabilizer Belt** (2125273) \*OPTIONAL

### Back Rest

- Child High Back Cut Out** (2114101)

## ADULT SET UP

### Seat Base

- Adult Bench Seat** (STD)  
(6114115) \*Not suitable for Foot Drive
- Adult Seat** (2114061)
- Adult Narrow Seat** (6114017)
- Adult Pommel Seat** (6114018)
- Adult Narrow Pommel Seat** (6114020)
- XL Adult Bench Seat** (6114110)

- Four-Point Neoprene Hip Stabilizer Belt** (2125274) \*OPTIONAL

### Back Rest

- Adult High back Cut Out** (STD)  
(2114106)
- XL Adult High back Cut Out** (2114107)

# Foot Drive

Only fill out this page if ordering a Defier with hand and foot drive.

Inseam Range: 19" - 35"

- Max inseam may not allow for full leg extension.

## FOOT DRIVE

**Foot Pedals**  
(FOOT DRIVE)

This drive selection will indicate that you want a hand and foot propulsion.



## PROPULSION - Please fill out one column

**Direct Drive** (DIRECT DRIVE) (STD)

When the bike is moving, the pedals are moving.

### Pedal Power:

Extra Easy (EXTRA\_EASY)

Easy (EASY)

Average (AVERAGE)

Challenging (CHALLENGING)

**On/Off Pin Reciprocator** (ON-OFF)

Alternate from Free Wheel mode or Direct Drive by engaging the On/Off Pin Reciprocator.

### Pedal Power:

Easy (EASY)

Average (AVERAGE)



## PEDAL OPTIONS

Mountain Pedals are recommended for riders that have more control and high tone muscle control.	The Neoprene adjustable footplate is a quick and easy way to maintain proper positioning and pedal pressure. Recommended for children with low muscle tone	Molded ABS Footplates are designed to provide precise positioning for children with more spasticity. They also help with leg alignment and knee flexion.	Molded ABS Footplates with Ratchet Straps helps to secure the riders foot in a specific position. Recommended for children with plantar flexion.
<input type="checkbox"/> <b>Mountain Pedals with Toe Cage</b> (2112081) (STD)	<input type="checkbox"/> <b>Neoprene Adjustable</b> <input type="checkbox"/> SML (2012031) *4" x 7" <input type="checkbox"/> MED (2012032) *4½" x 10" <input type="checkbox"/> LRG (2012033) *5" x 11½"	<input type="checkbox"/> <b>Molded ABS</b> <input type="checkbox"/> SML (2012042) *3" x 7" <input type="checkbox"/> MED (2012043) *3" x 10¼" <input type="checkbox"/> LRG (2012044) *3½" x 11½"	<input type="checkbox"/> <b>Molded ABS with Ratcheting Straps</b> <input type="checkbox"/> SML (2012052) *3" x 7" <input type="checkbox"/> MED (2012053) *3" x 10¼" <input type="checkbox"/> LRG (2012054) *3½" x 11½"

## PEDAL ADD-ONS - (Optional)

<input type="checkbox"/> <b>1/4 Inch Footplate Spacers</b> (2412050) Please add how many spacers are needed below. (Maximum 8 per side) ____ left + ____ right = ____ total	<input type="checkbox"/> <b>Pulley String</b> Front pulley assists with plantar flexion and rear pulley helps self-level the pedals. <input type="checkbox"/> <b>Front</b> (2115022)

## CRANK ARMS - Select one

<input type="checkbox"/> <b>3" Alloy Crank</b> (5012252)	
<input type="checkbox"/> <b>4" Alloy Crank</b> (5012254)	
<input checked="" type="checkbox"/> <b>5" Alloy Crank</b> (5012255) *Recommended (STD)	
<b>Crank Arm Length Shortener</b> *reduces length by ½" (optional)	
<input type="checkbox"/> <b>Left Side</b> (2012049)	
<input type="checkbox"/> <b>Right Side</b> (2012050)	
<input type="checkbox"/> <b>Both Sides</b> (2012047)	

## CHAINGUARD - Select one

<input type="checkbox"/> <b>Heavy Duty Steel Chainguard</b> (STD) (STD CHAINGUARD)	<input type="checkbox"/> <b>ABS Enclosed</b> (ABS ENCLOSED)  *Recommended for multi-user environments.

## SEATING ACCESSORIES (Optional)

### Neoprene Chest Harness



- Medium**  
(2114077)
- Large**  
(2114078)
- Extra Large**  
(2114079)

### Flip-Up Abductor



- Flip-Up Abductor**  
(2020205)

*This Flip-Up Abductor assists with leg/knee separation during pedaling and is mounted securely to the underside of the seat.*

## HEADRESTS (Optional)



- Adjustable Backrest Extension**  
(Backrest Ext)

*The backrest extension extends the seat backing height an additional 7" and can be removed for ease of transport.*



- Adjustable Headrest with Occiput Support Cushion**  
(HEADREST PLUS)

*The adjustable head rest with an occiput support cushion provides additional neck support for the rider. The cushion comes with velcro and can be removed or adjusted as required.*

## ACCESSORIES - (Optional)



### Leg Braces

\*Only available with molded footplates.  
\*Requires Rear Pulley.

- Left Side Only**  
(LEG BRACE L)
- Right Side Only**  
(LEG BRACE R)
- Pair** (LEG BRACE PAIR)

Inseam: \_\_\_\_\_  
Calf Circumference: \_\_\_\_\_  
\*Measurement with AFO's\*



- Rear Platform**  
(REAR PLATFORM)



- Spoke Covers (3)**  
(2112341)



- Cane/Crutch Holder**  
(2125060)



- Removable Canopy**  
(6515011)

\*Requires T-Bar or Rear Steer

## Electric Assist - (Optional)



- Electric Pedal Assist System**  
(2125363)

## ACCESSORIES - (Optional)



- Tool Pouch**  
(6300022)



- Bike Cover**  
(6315604)

## CUSTOMER INFORMATION

Dealer/Vendor: \_\_\_\_\_  
Contact Person: \_\_\_\_\_  
Address: \_\_\_\_\_  
City: \_\_\_\_\_ Prov./State: \_\_\_\_\_  
Postal/Zip Code: \_\_\_\_\_ Ordered by: \_\_\_\_\_  
Phone: \_\_\_\_\_ Fax: \_\_\_\_\_  
Email: \_\_\_\_\_

## ORDER INFORMATION

Purchase Order: \_\_\_\_\_  
Order Date: \_\_\_\_\_ Quote Date: \_\_\_\_\_  
FCI Representative: \_\_\_\_\_  
Payment Terms: \_\_\_\_\_  
CREDIT CARD (CHECK ONE)  Visa  MasterCard Exp. Date: \_\_\_\_\_  
Card Number: \_\_\_\_\_  
Name On Card: \_\_\_\_\_  
Signature: \_\_\_\_\_

## SHIPPING INSTRUCTIONS

Name: \_\_\_\_\_  
Address: \_\_\_\_\_  
City: \_\_\_\_\_  
Province/State: \_\_\_\_\_  
Postal/Zip Code: \_\_\_\_\_ Phone: \_\_\_\_\_  
Federal ID/SS#: \_\_\_\_\_

## PRIVACY POLICY

Freedom Concepts Inc. collects, uses and discloses personal information of the Customer and/or Rider to properly assemble and manufacture the mobility device and may contact the Rider's therapist for additional personal information to assist with this process. The collection, use and disclosure of the personal information of the Customer and/or the Rider is governed by any consent which may, from time to time, be provided, and by the Freedom Concepts Inc. Privacy Policy which is available on our website [www.freedomconcepts.com](http://www.freedomconcepts.com) or by contacting our office. By signing below, you hereby warrant that you have the authority to bind the Rider and hereby authorize the collection, use, and disclosure of personal information as herein provided and in accordance with the Freedom Concepts Inc. Privacy Policy.

## TERMS AND CONDITIONS

Prices are subject to change without notice. Prepaid or net 30 days O.A.C. All taxes extra. Freight extra. Manufacturer reserves the right to change prices, colors, features, dates, locations and products without notice. Residential delivery charge may apply. Duty and brokerage included where applicable.

\_\_\_\_\_  
CUSTOMER SIGNATURE

## PHOTO RELEASE

I hereby give permission to Freedom Concepts Inc. to use photographs of me or my child at their discretion.  YES  NO  
   
I would like to receive regular updates.  SNAIL MAIL  EMAIL  NO

\_\_\_\_\_  
SIGNATURE OF RIDER/PARENT

Questions?  
1-800-661-9915

## NOTES: