

# 2025 Evaluation Form

# DCP12



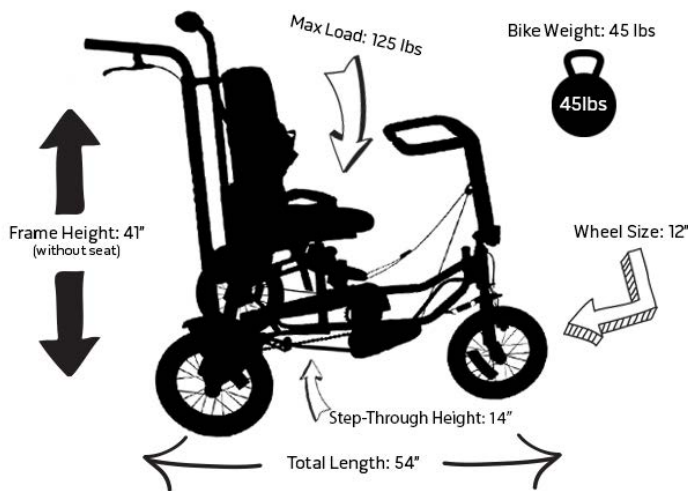
Inseam Range: 13" - 23"

- Max inseam may not allow for full leg extension.

The DCP12 allows kids ages 4-8 to get out and enjoy adaptive biking with their friends. This bike provides excellent stability and fits through standard doorways, making it a popular choice for homes, schools, and therapy clinics.

DCP12 MODEL SPECIFICATIONS	
Rider Age	4-8
Max Load (lbs)	125
Bike Weight (lbs)	45
Frame Height	41"
Total Length	54"
Bike Width	29"
Step-Through Height	14"

Measurements Include Rear Steering Handle and High Back Seating



## Tips For Choosing an Adaptive Bike

### 1. Measure Inseam

The measurement we use to ensure each rider gets the correct size of adaptive bicycle is called an inseam. To find an inseam, measure the distance between the bottom of the rider's heel to the top of the rider's inner thigh. Make sure the rider's inseam measurement matches the inseam range for the adaptive bicycle.

### 2. Know Your Accessories

We offer many different accessories to help people of all abilities experience freedom. Make sure to look through all of our available accessories to make sure the adaptive bike will work for the rider. More information on all of our accessories is available at: [www.freedomconcepts.com/product-lines/adaptive-bikes/accessories/](http://www.freedomconcepts.com/product-lines/adaptive-bikes/accessories/)

### 3. We Do Custom

If none of our current models of adaptive bicycles work for you, we are able to custom build a bicycle that will. Please contact us at 1-800-661-9915 for more information.

## RIDER INFORMATION

Rider's Name: \_\_\_\_\_  Male  Female Height: \_\_\_\_\_ Inches \_\_\_\_\_ cm




Date of Birth: \_\_\_\_\_ Weight: \_\_\_\_\_ Lbs \_\_\_\_\_ Kgs












Inseam: \_\_\_\_\_





Diagnosis: \_\_\_\_\_




# DCP12

- Inseam Range: 13" - 23" - Max inseam may not allow for full leg extension

MODEL	FRAME ADD-ONS - Select one (Optional)	
		
<p>The standard DCP12 model accommodates an inseam range of 13"-23". Max inseam may not allow for full leg extension.</p>	<p>The Wide Glide Frame provides the rider with more stability. This model is typically selected for riders with more control over the steering. This model does not fit through standard doorways with a width of 33" and length of 43".</p>	<p>The Wide Glide Extended Frame provides the rider with more stability and accommodates riders with hyper extension. This model does not fit through standard doorways with a width of 33" and length of 50".</p>
<input checked="" type="checkbox"/> <b>DCP12</b> (DCP12)	<input type="checkbox"/> <b>Wide Glide Frame</b> *Adds 4" to width of frame (WIDE FRAME)	<input type="checkbox"/> <b>Wide Glide Extended Frame</b> (WGEXT)

FRAME COLORS- Select one	
Standard Options	Additional Options
   	      
<input type="checkbox"/> <b>Candy Blue</b> (CANDY BLUE) (STD) <input type="checkbox"/> <b>Hot Rod Purple</b> (HOT ROD PURPLE) (STD) <input type="checkbox"/> <b>Electric Green</b> (GREEN) (STD) <input type="checkbox"/> <b>Cherry Red</b> (RED) (STD)	<input type="checkbox"/> <b>Arctic Teal</b> (TEAL) <input type="checkbox"/> <b>Blaze Orange</b> (ORANGE) <input type="checkbox"/> <b>Radiant Pink</b> (PINK) <input type="checkbox"/> <b>Chrome</b> (CHROME)
<input type="checkbox"/> <b>Custom Color</b> (CUSTOM COLOR) Please indicate custom color note here:	<input type="checkbox"/> <b>Color combination</b> (COLORCOMBO) Please indicate primary frame color: Please indicate secondary accent color:
<input type="checkbox"/> <b>Midnight</b> (BLACK) <input type="checkbox"/> <b>Snow</b> (WHITE) <input type="checkbox"/> <b>Fossil</b> (FOSSIL)	

DECAL OPTIONS - Select one	NAMEPLATE (Optional)	BELL & SQUEAKY HORN (Select one Bell & one Horn)				
<input type="checkbox"/> <b>Racer</b> (STD) (6401232) 	<b>Custom Nameplate</b> <input type="checkbox"/> <b>Nameplate</b> (NAMEPLATE SP) Notes: 	<table border="0"> <tr> <td> <b>Bells</b> (STD)  <input type="checkbox"/> <b>Red</b> (5015014)  <input type="checkbox"/> <b>Blue</b> (5015011)  <input type="checkbox"/> <b>Purple</b> (5015013)  <input type="checkbox"/> <b>Gold</b> (5015012)  <input type="checkbox"/> <b>Black</b> (5015010)               </td> <td> <b>Squeaky Horns</b> (Optional) (STD)  <input type="checkbox"/> <b>Dog</b> (5015063)  <input type="checkbox"/> <b>Frog</b> (5015065)  <input type="checkbox"/> <b>Cat</b> (5015061)  <input type="checkbox"/> <b>Parrot</b> (5015070)  <input type="checkbox"/> <b>Orca</b> (5015067)               </td> <td> <input type="checkbox"/> <b>Dino</b> (5015062)  <input type="checkbox"/> <b>Penguin</b> (5015068)  <input type="checkbox"/> <b>Unicorn</b> (5015071)  <input type="checkbox"/> <b>Tiger</b> (5015069)  <input type="checkbox"/> <b>Shark</b> (5015072)               </td> <td> <input type="checkbox"/> <b>Turtle</b> (5015074)  <input type="checkbox"/> <b>Giraffe</b> (5015075)               </td> </tr> </table>	<b>Bells</b> (STD) <input type="checkbox"/> <b>Red</b> (5015014) <input type="checkbox"/> <b>Blue</b> (5015011) <input type="checkbox"/> <b>Purple</b> (5015013) <input type="checkbox"/> <b>Gold</b> (5015012) <input type="checkbox"/> <b>Black</b> (5015010)	<b>Squeaky Horns</b> (Optional) (STD) <input type="checkbox"/> <b>Dog</b> (5015063) <input type="checkbox"/> <b>Frog</b> (5015065) <input type="checkbox"/> <b>Cat</b> (5015061) <input type="checkbox"/> <b>Parrot</b> (5015070) <input type="checkbox"/> <b>Orca</b> (5015067)	<input type="checkbox"/> <b>Dino</b> (5015062) <input type="checkbox"/> <b>Penguin</b> (5015068) <input type="checkbox"/> <b>Unicorn</b> (5015071) <input type="checkbox"/> <b>Tiger</b> (5015069) <input type="checkbox"/> <b>Shark</b> (5015072)	<input type="checkbox"/> <b>Turtle</b> (5015074) <input type="checkbox"/> <b>Giraffe</b> (5015075)
<b>Bells</b> (STD) <input type="checkbox"/> <b>Red</b> (5015014) <input type="checkbox"/> <b>Blue</b> (5015011) <input type="checkbox"/> <b>Purple</b> (5015013) <input type="checkbox"/> <b>Gold</b> (5015012) <input type="checkbox"/> <b>Black</b> (5015010)	<b>Squeaky Horns</b> (Optional) (STD) <input type="checkbox"/> <b>Dog</b> (5015063) <input type="checkbox"/> <b>Frog</b> (5015065) <input type="checkbox"/> <b>Cat</b> (5015061) <input type="checkbox"/> <b>Parrot</b> (5015070) <input type="checkbox"/> <b>Orca</b> (5015067)	<input type="checkbox"/> <b>Dino</b> (5015062) <input type="checkbox"/> <b>Penguin</b> (5015068) <input type="checkbox"/> <b>Unicorn</b> (5015071) <input type="checkbox"/> <b>Tiger</b> (5015069) <input type="checkbox"/> <b>Shark</b> (5015072)	<input type="checkbox"/> <b>Turtle</b> (5015074) <input type="checkbox"/> <b>Giraffe</b> (5015075)			
<input type="checkbox"/> <b>Hibiscus</b> (STD) (6400250) 						
<input type="checkbox"/> <b>Black &amp; White</b> (STD) (6401220) 						

TIRE SELECTION - Select one		
		
<input type="checkbox"/> <b>Smooth Solid Tires</b> (STD) (SMOOTH SOLID TIRES) Ideal for indoor and outdoor use, with limited speeds and/or with caregiver present	<input type="checkbox"/> <b>Knobby Pneumatic</b> (2112252) Ideal for more independent riders, wanting to ride outdoors or on uneven surfaces.	<input type="checkbox"/> <b>Smooth Pneumatic</b> (2112251) Ideal for more independent riders, wanting to ride at faster speeds

## HANDLEBAR OPTIONS - Select one



**Hoop Handlebars** (STD)  
(2111001)



**Enclosed Hoop Handlebars**  
(2111003)



**Wide Handlebars**  
(2111007)

## STEERING OPTIONS - Select setup

**Unlocked Steering** (STD)  
(STEERUNLOCKED)  
*This option allows the rider to control the steering.*

**Locked Steering** (STEERLOCKED)  
*This option takes steering control away from the rider so the caregiver can have full control of the bike with the Rear-Steering Handle.*

*\*Please note you can change the steering from unlocked to locked by using the Freedom Concepts multi-tool that comes with every bike.*

## REAR STEERING



**Rear Steering Handle**  
(REAR STEER)

## REAR STEERING ADD-ONS



**Pushbar Steering**  
(2125006)  
*\*Requires Rear Steering Handle*



**Hoop Rear Steer Handlebar**  
(2125005)  
*\*Requires Rear Steering Handle*

## BRAKE OPTIONS AND POSITIONS

### Select First Brake Position (Included)

- \*Please select only one option** (STD)
- Left Handlebar** (2113216)
  - Right Handlebar** (2113217)
  - Rear Steering Handle** (2113215) *\*Rear Steering Handle Required*
  - T-bar** (2113214)

### Select Second Brake Position (Optional)

- \*Please select only one option - must differ from first brake position**
- Left Handlebar** (2113212)
  - Right Handlebar** (2113213)
  - Rear Steering Handle** (2113211) *\*Requires Rear Steering Handle*
  - T-bar** (2113210)

## BRAKE ADD-ON (Optional)

**Adjustable Drag Brake** (2013212) *\*T-Bar Support Handle or Rear Steer Required*

## PROPULSION - Please fill out one column

**Direct Drive** (STD)  
(DIRECT DRIVE)  
*When the bike is moving, the pedals are moving.*

### Pedal Power:

- Extra Easy** (EXTRA\_EASY)
- Easy** (EASY)
- Average** (AVERAGE)
- Challenging** (CHALLENGING)

**Free Wheel**  
(FREE WHEEL)  
*Allows legs to rest while the bike coasts forward.*

### Pedal Power:

- Easy** (EASY) - 3" crank only
- Average** (AVERAGE)
- Challenging** (CHALLENGING)

**On/Off Pin Reciprocator**  
(ON-OFF)  
*Alternate from Free Wheel mode or Direct Drive by engaging the On/Off Pin Reciprocator.*

### Pedal Power:

- Easy** (EASY)
- Average** (AVERAGE)



# Seating System

Please Fill Out Either The Child Set Up or The Adult Set Up  
*\*Adult Seats are only available with Wide Glide frames\**

Child Seat	12.5" width, 12.5" depth
Child High Back	13" width, 18" height
Child Low Back	13" width, 7.5" height
Adult Seat	16.75" width, 14" depth
Adult Low Back	18" width, 10" height
Adult High Back	18" width, 18" height

Please note that all seat bases come with a seat belt and all highback backrests come with a chest strap



*The 2" raised pommel keeps riders further back in their seats while helping with stability and promotes leg abduction.*



*A narrow seat aids in clearance and in pass-through. The nose of the seat is slightly narrower to aid with pedaling.*



*The standard seat will fit and function for most riders.*

## CHILD SET UP

### Seat Base

- Child Seat** (STD)  
(6114013)
- Child Narrow Seat**  
(6114014)
- Child Pommel Seat**  
(6114010)
- Child Narrow Pommel Seat** (6114016)

**Four-Point Neoprene Hip Stabilizer Belt** (2125272) *\*OPTIONAL*

### Back Rest

- Child Low Back** (STD)  
(2114009)
- Child High Back**  
(2114010)

## SEATING ACCESSORIES (Optional)

### Neoprene Chest Harness



### Laterals (Width and height adjustable, comes with an adjustable track system)



### Flip-Up Abductor



**Medium**  
(2114077)

**Large**  
(2114078)

**Standard Small Laterals**  
(2114070)

**Standard Large Laterals**  
(2114072)

**Narrow Small Laterals**  
(2114071) \*Shifts chest width range 3" narrower

**Narrow Large Laterals**  
(2114073) \*Shifts chest width range 3" narrower

Small Laterals Chest Width: 8½" - 11¼"

Large Laterals Chest Width: 12"-15"

Chest Width: \_\_\_\_\_

Seat-to-Armpit: \_\_\_\_\_

**Flip-Up Abductor**  
(2020205)

This flip-up abductor assists with leg/knee separation during pedaling and is mounted securely to the underside of the seat.

## HEADRESTS (Optional)



**Adjustable Backrest Extension**  
(Backrest Ext)

The backrest extension extends the seat backing height an additional 7" and can be removed for ease of transport.

Tip: A Low Back Seat and the Adjustable Backrest Extension can be combined to create a height-adjustable backrest.

**Adjustable Headrest with Occiput Support Cushion**  
(HEADREST PLUS) \*Requires Highback Seat

The adjustable headrest with an occiput support cushion provides additional neck support for the rider. The cushion comes with velcro and can be removed or adjusted as required.

**Head and Neck Support System**

\*Requires Highback Seat

**\*Please call 1-800-661-9915 for sizing and part number. In some cases we are able to adapt our seatback to accommodate common wheelchair headrests.**

## PEDAL OPTIONS - Select one



Mountain Pedals are recommended for riders that have more control and high tone muscle control.

The Neoprene adjustable footplate is a quick and easy way to maintain proper positioning and pedal pressure. Recommended for children with low muscle tone.

Molded ABS Footplates are designed to provide precise positioning for children with more spasticity. They also help with leg alignment and knee flexion.

Molded ABS Footplates with Ratchet Straps helps to secure the rider's foot in a specific position. Recommended for children with plantar flexion.

**Mountain Pedals with Toe Cage** (STD)  
(2112081)

**Neoprene Adjustable**

**SML** (2012031) \*4" x 7"

**MED** (2012032) \*4½" x 10"

**LRG** (2012033) \*5" x 11½"

**Molded ABS**

**SML** (2012042) \*3" x 7"

**MED** (2012043) \*3" x 10¾"

**LRG** (2012046) \*3½" x 11"

**Molded ABS with Ratcheting Straps**

**SML** (2012052) \*3" x 7"

**MED** (2012053) \*3" x 10¾"

**LRG** (2012055) \*3½" x 11"

## PEDAL ADD-ONS - (Optional)



**1/4 Inch Footplate Spacers**  
(2412050)

Please add how many spacers are needed below. (Maximum 8 per side)

\_\_\_\_\_ left + \_\_\_\_\_ right = \_\_\_\_\_ total

**Pulley String**

Front pulley assists with plantar flexion and rear pulley helps self-level the pedals.

**Front**  
(2115020)

**Rear**  
(2115025)


## CHAINGUARD - Select one










**Heavy Duty Chainguard** (STD)  
(STD CHAINGUARD)

**ABS Enclosed** (ABS ENCLOSED)






**\*Recommended for multi-user environments.**

CRANK ARMS - Select one	
<input type="checkbox"/> <b>3" Alloy Crank (STD)</b> (5012252) *Recommended	 <p>Crank Arm</p>
<input type="checkbox"/> <b>4" Alloy Crank</b> (5012254)	
<b>Crank Arm Length Shortener (optional)</b> *Reduces length by 1/2"	
<input type="checkbox"/> <b>Left Side</b> (2012049) <input type="checkbox"/> <b>Right Side</b> (2012050) <input type="checkbox"/> <b>Both Sides</b> (2012047)	

FRONT FORK - Select one	
	
<input type="checkbox"/> <b>Rigid Chrome Fork (STD)</b> (5011012)	<input type="checkbox"/> <b>Adjustable Tilt Fork (2111261)</b>  <i>The adjustable tilt fork allows therapists and caregivers to add or reduce the amount of tilt (up to roughly 10 degrees) this helps to improve the rider's overall comfort and positioning.</i>

ACCESSORIES - (Optional)				
				
<b>Velcro Hand-Eye Coordination Gloves</b> <input type="checkbox"/> <b>XS</b> (6315031) 5 1/2" height x 1 3/4" wrist <input type="checkbox"/> <b>SML</b> (6315033) 6" height x 2" wrist <input type="checkbox"/> <b>MED</b> (6315034) 7" height x 2 1/4" wrist	<input type="checkbox"/> <b>Indoor Stationary Trainer</b> (2022212)	<b>Leg Braces</b> *Only available with molded footplates. *Requires Rear Pulley. <input type="checkbox"/> <b>Left Side Only</b> (LEG BRACE L) <input type="checkbox"/> <b>Right Side Only</b> (LEG BRACE R) <input type="checkbox"/> <b>Pair</b> (LEG BRACE PAIR) Inseam: _____ Calf Circumference: _____ *Measurement with AFO's*	<input type="checkbox"/> <b>Rear Platform</b> (REAR PLATFORM)	<input type="checkbox"/> <b>Removable Canopy</b> (6515011)

ACCESSORIES - (Optional)				
				
<input type="checkbox"/> <b>Spoke Covers (3)</b> (2112240)	<b>Adjustable Tablet/Phone Holder</b> <input type="checkbox"/> <b>Tablet</b> (5025070) <input type="checkbox"/> <b>Phone</b> (5025080)	<input type="checkbox"/> <b>Cane/Crutch Holder</b> (2125061)	<input type="checkbox"/> <b>Padded Adduction Strap</b> (6320060)	<input type="checkbox"/> <b>Oxygen Tank Holder</b> (2125010)  <b>*Fits Size D/E Tanks</b>

ACCESSORIES - (Optional)				
				
<input type="checkbox"/> <b>Communication Tray</b> (2125281)	<b>Simulated Sheepskin Cover</b> <input type="checkbox"/> <b>Child Seat</b> (6114070) <input type="checkbox"/> <b>Adult Seat</b> (6114080)	<input type="checkbox"/> <b>Mirror</b> (5015040)	<input type="checkbox"/> <b>Tool Pouch</b> (6300022)	<input type="checkbox"/> <b>Bike Cover</b> (6315600)

## CUSTOMER INFORMATION

Dealer/Vendor: \_\_\_\_\_  
Contact Person: \_\_\_\_\_  
Address: \_\_\_\_\_  
City: \_\_\_\_\_ Prov./State: \_\_\_\_\_  
Postal/Zip Code: \_\_\_\_\_ Ordered by: \_\_\_\_\_  
Phone: \_\_\_\_\_ Fax: \_\_\_\_\_  
Email: \_\_\_\_\_

## ORDER INFORMATION

Purchase Order: \_\_\_\_\_  
Order Date: \_\_\_\_\_ Quote Date: \_\_\_\_\_  
FCI Representative: \_\_\_\_\_  
Payment Terms: \_\_\_\_\_  
CREDIT CARD (CHECK ONE)  Visa  MasterCard Exp. Date: \_\_\_\_\_  
Card Number: \_\_\_\_\_  
Name On Card: \_\_\_\_\_  
Signature: \_\_\_\_\_

## SHIPPING INSTRUCTIONS

Name: \_\_\_\_\_  
Address: \_\_\_\_\_  
City: \_\_\_\_\_  
Province/State: \_\_\_\_\_  
Postal/Zip Code: \_\_\_\_\_ Phone: \_\_\_\_\_  
Federal ID/SS#: \_\_\_\_\_

## PRIVACY POLICY

Freedom Concepts Inc. collects, uses and discloses personal information of the Customer and/or Rider to properly assemble and manufacture the mobility device and may contact the Rider's therapist for additional personal information to assist with this process. The collection, use and disclosure of the personal information of the Customer and/or the Rider is governed by any consent which may, from time to time, be provided, and by the Freedom Concepts Inc. Privacy Policy which is available on our website [www.freedomconcepts.com](http://www.freedomconcepts.com) or by contacting our office. By signing below, you hereby warrant that you have the authority to bind the Rider and hereby authorize the collection, use, and disclosure of personal information as herein provided and in accordance with the Freedom Concepts Inc. Privacy Policy.

## TERMS AND CONDITIONS

Prices are subject to change without notice. Prepaid or net 30 days O.A.C. All taxes extra. Freight extra. Manufacturer reserves the right to change prices, colors, features, dates, locations and products without notice. Residential delivery charge may apply. Duty and brokerage included where applicable.

\_\_\_\_\_  
CUSTOMER SIGNATURE

## PHOTO RELEASE

I hereby give permission to Freedom Concepts Inc. to use photographs of me or my child at their discretion.  YES  NO

I would like to receive regular updates.  SNAIL MAIL  EMAIL  NO

\_\_\_\_\_  
SIGNATURE OF RIDER/PARENT

Questions?  
1-800-661-9915

## NOTES: