

# 2025 Evaluation Form

# AS2000

Inseam Range: 22" - 31"

- Max inseam may not allow for full leg extension.

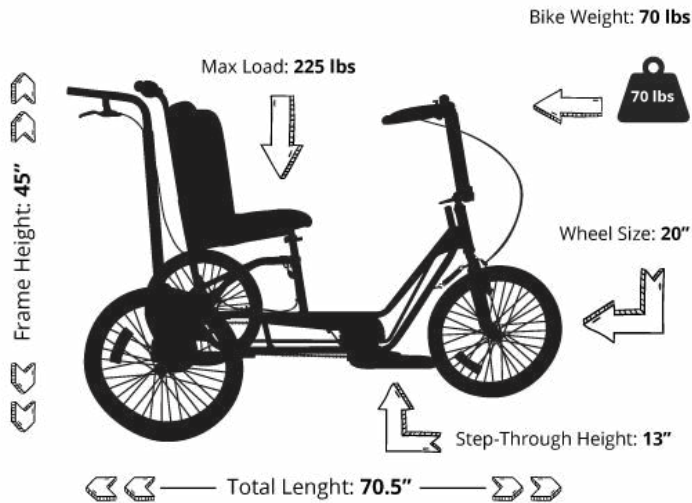
The AS2000 is an upright adaptive tricycle for riders ages 14 and up. This bike provides plenty of adjustability to allow riders to grow with it for years to come. There are 10 degrees of tilt built into the seat.



## AS2000 MODEL SPECIFICATIONS

Rider Age	14+
Max Load (lbs)	225 (300 with HD wheels)
Bike Weight (lbs)	70
Frame Height	45"
Total Length	70.5"
Bike Width	35"
Step-Through Height	13"

Measurements Include Rear Steering Handle and High Back Seating



## Tips For Choosing an Adaptive Bike

### 1. Measure Inseam

The measurement we use to ensure each rider gets the correct size of adaptive bicycle is called an inseam. To find an inseam, measure the distance between the bottom of the rider's heel to the top of the rider's inner thigh. Make sure the rider's inseam measurement matches the inseam range for the adaptive bicycle.

### 2. Know Your Accessories

We offer many different accessories to help people of all abilities experience freedom. Make sure to look through all of our available accessories to make sure the adaptive bike will work for the rider. More information on all of our accessories is available at: [www.freedomconcepts.com/product-lines/adaptive-bikes/accessories/](http://www.freedomconcepts.com/product-lines/adaptive-bikes/accessories/)

### 3. We Do Custom

If none of our current models of adaptive bicycles work for you, we are able to custom build a bicycle that will. Please contact us at 1-800-661-9915 for more information.

## RIDER INFORMATION

Rider's Name: \_\_\_\_\_  Male  Female Height: \_\_\_\_\_ Inches \_\_\_\_\_ cm




Date of Birth: \_\_\_\_\_ Weight: \_\_\_\_\_ Lbs \_\_\_\_\_ Kgs



Inseam: \_\_\_\_\_





Diagnosis: \_\_\_\_\_




# AS2000

- Inseam Range: 22" - 31" - Max inseam may not allow for full leg extension




MODEL	FRAME ADD-ONS - (Optional)	
		
<p>The standard AS2000 model accommodates an inseam range of 22"-31". Max inseam may not allow for full leg extension. There are 10 degrees of tilt built into the seat.</p>	<p>The AS2000 Extended Frame adds five inches to the AS 2000.</p>	<p>A narrower version of the AS2000, the AS2000 Narrow features a 31" wide rear axle - perfect for traveling through standard door openings and hallways.</p>
<input checked="" type="checkbox"/> <b>AS 2000</b> (AS2000)	<input type="checkbox"/> <b>Extended Frame</b> *Extends frame 5 inches (EXTENDED FRAME)	<input type="checkbox"/> <b>Narrow Frame</b> (NARROW FRAME)

FRAME COLORS- Select one	
Standard Options	Additional Options
	
<input type="checkbox"/> <b>Candy Blue</b> (CANDY BLUE) (STD) <input type="checkbox"/> <b>Hot Rod Purple</b> (HOT ROD PURPLE) (STD) <input type="checkbox"/> <b>Electric Green</b> (GREEN) (STD) <input type="checkbox"/> <b>Cherry Red</b> (RED) (STD)	<input type="checkbox"/> <b>Arctic Teal</b> (TEAL) <input type="checkbox"/> <b>Blaze Orange</b> (ORANGE) <input type="checkbox"/> <b>Radiant Pink</b> (PINK) <input type="checkbox"/> <b>Chrome</b> (CHROME) <input type="checkbox"/> <b>Midnight</b> (BLACK) <input type="checkbox"/> <b>Snow</b> (WHITE) <input type="checkbox"/> <b>Fossil</b> (FOSSIL)
<input type="checkbox"/> <b>Custom Color</b> (CUSTOM COLOR) Please indicate custom color note here:	<input type="checkbox"/> <b>Color combination</b> (COLORCOMBO) Please indicate primary frame color: Please indicate secondary accent color:

DECAL OPTIONS - Select one	NAMEPLATE (Optional)	BELL & SQUEAKY HORN (Select one Bell & one Horn)																							
<input type="checkbox"/> <b>Racer</b> (STD) (6401332)  <input type="checkbox"/> <b>Hibiscus</b> (STD) (6401343)  <input type="checkbox"/> <b>Black &amp; White</b> (STD) (6401320) 	<b>Custom Nameplate</b> <input type="checkbox"/> <b>Nameplate</b> (NAMEPLATE SP) Notes: 	<table border="1"> <thead> <tr> <th>Bells (STD)</th> <th colspan="2">Squeaky Horns (Optional) (STD)</th> </tr> </thead> <tbody> <tr> <td><input type="checkbox"/> <b>Red</b> (5015014)</td> <td><input type="checkbox"/> <b>Dog</b> (5015063)</td> <td><input type="checkbox"/> <b>Dino</b> (5015062)</td> <td><input type="checkbox"/> <b>Turtle</b> (5015074)</td> </tr> <tr> <td><input type="checkbox"/> <b>Blue</b> (5015011)</td> <td><input type="checkbox"/> <b>Frog</b> (5015065)</td> <td><input type="checkbox"/> <b>Penguin</b> (5015068)</td> <td><input type="checkbox"/> <b>Giraffe</b> (5015075)</td> </tr> <tr> <td><input type="checkbox"/> <b>Purple</b> (5015013)</td> <td><input type="checkbox"/> <b>Cat</b> (5015061)</td> <td><input type="checkbox"/> <b>Unicorn</b> (5015071)</td> <td></td> </tr> <tr> <td><input type="checkbox"/> <b>Gold</b> (5015012)</td> <td><input type="checkbox"/> <b>Parrot</b> (5015070)</td> <td><input type="checkbox"/> <b>Tiger</b> (5015069)</td> <td></td> </tr> <tr> <td><input type="checkbox"/> <b>Black</b> (5015010)</td> <td><input type="checkbox"/> <b>Orca</b> (5015067)</td> <td><input type="checkbox"/> <b>Shark</b> (5015072)</td> <td></td> </tr> </tbody> </table>	Bells (STD)	Squeaky Horns (Optional) (STD)		<input type="checkbox"/> <b>Red</b> (5015014)	<input type="checkbox"/> <b>Dog</b> (5015063)	<input type="checkbox"/> <b>Dino</b> (5015062)	<input type="checkbox"/> <b>Turtle</b> (5015074)	<input type="checkbox"/> <b>Blue</b> (5015011)	<input type="checkbox"/> <b>Frog</b> (5015065)	<input type="checkbox"/> <b>Penguin</b> (5015068)	<input type="checkbox"/> <b>Giraffe</b> (5015075)	<input type="checkbox"/> <b>Purple</b> (5015013)	<input type="checkbox"/> <b>Cat</b> (5015061)	<input type="checkbox"/> <b>Unicorn</b> (5015071)		<input type="checkbox"/> <b>Gold</b> (5015012)	<input type="checkbox"/> <b>Parrot</b> (5015070)	<input type="checkbox"/> <b>Tiger</b> (5015069)		<input type="checkbox"/> <b>Black</b> (5015010)	<input type="checkbox"/> <b>Orca</b> (5015067)	<input type="checkbox"/> <b>Shark</b> (5015072)	
Bells (STD)	Squeaky Horns (Optional) (STD)																								
<input type="checkbox"/> <b>Red</b> (5015014)	<input type="checkbox"/> <b>Dog</b> (5015063)	<input type="checkbox"/> <b>Dino</b> (5015062)	<input type="checkbox"/> <b>Turtle</b> (5015074)																						
<input type="checkbox"/> <b>Blue</b> (5015011)	<input type="checkbox"/> <b>Frog</b> (5015065)	<input type="checkbox"/> <b>Penguin</b> (5015068)	<input type="checkbox"/> <b>Giraffe</b> (5015075)																						
<input type="checkbox"/> <b>Purple</b> (5015013)	<input type="checkbox"/> <b>Cat</b> (5015061)	<input type="checkbox"/> <b>Unicorn</b> (5015071)																							
<input type="checkbox"/> <b>Gold</b> (5015012)	<input type="checkbox"/> <b>Parrot</b> (5015070)	<input type="checkbox"/> <b>Tiger</b> (5015069)																							
<input type="checkbox"/> <b>Black</b> (5015010)	<input type="checkbox"/> <b>Orca</b> (5015067)	<input type="checkbox"/> <b>Shark</b> (5015072)																							

WHEEL AND TIRE SELECTION - Please fill-out one column		
		
<input type="checkbox"/> <b>Smooth Solid Tires</b> (SMOOTH SOLID TIRES) Ideal for indoor and outdoor use, with limited speeds and/or with caregiver present  <b>Wheel Add-On:</b> <input type="checkbox"/> <b>Heavy Duty Rim</b> (HD WHEELS)	<input type="checkbox"/> <b>Knobby Pneumatic Tires</b> (2112352) Ideal for more independent riders, wanting to ride outdoors or on uneven surfaces.  <b>Wheel Add-On:</b> <input type="checkbox"/> <b>Heavy Duty Rim</b> (HD WHEELS)	<input type="checkbox"/> <b>Smooth Pneumatic Tires</b> (2112351) Ideal for indoor and outdoor use, with limited speeds and/or caregiver present  <b>Wheel Add-On:</b> <input type="checkbox"/> <b>Heavy Duty Rim</b> (HD WHEELS)

## HANDLEBAR OPTIONS - Select one

		
<input type="checkbox"/> <b>Hoop Handlebars</b> (2111001) (STD)	<input type="checkbox"/> <b>Enclosed Hoop Handlebars</b> (2111003)	<input type="checkbox"/> <b>Wide Handlebars</b> (2111007)

## STEERING OPTIONS - Select setup

<input type="checkbox"/> <b>Unlocked Steering</b> (STD) (STEERUNLOCKED) <i>This option allows the rider to control the steering.</i>	<input type="checkbox"/> <b>Locked Steering (N/C)</b> (STEERLOCKED) <i>This option takes steering control away from the rider so the caregiver can have full control of the bike with the Rear-Steering Handle.</i>
<i>*Please note you can change the steering from unlocked to locked by using the Freedom Concepts multi-tool that comes with every bike.</i>	

## REAR STEERING


<input type="checkbox"/> <b>Rear Steering Handle</b> (REAR STEER)

## REAR STEERING ADD-ONS

	
<input type="checkbox"/> <b>Pushbar Steering</b> (2125006) <i>*Requires Rear Steering Handle</i>	<input type="checkbox"/> <b>Hoop Handlebar</b> (2125005) <i>*Requires Rear Steering Handle</i>

## PROPULSION - Please fill out one column

<input type="checkbox"/> <b>Direct Drive (STD)</b> (DIRECT DRIVE) <i>When the bike is moving, the pedals are moving.</i>  <b>Pedal Power:</b> <input type="checkbox"/> <b>Extra Easy</b> (EXTRA_EASY) <input type="checkbox"/> <b>Easy</b> (EASY) <input type="checkbox"/> <b>Average</b> (AVERAGE) <input type="checkbox"/> <b>Challenging</b> (CHALLENGING)	<input type="checkbox"/> <b>Free Wheel</b> (FREE WHEEL) <i>Allows legs to rest while the bike coasts forward.</i>  <b>Pedal Power:</b> <input type="checkbox"/> <b>Average</b> (AVERAGE) <input type="checkbox"/> <b>Challenging</b> (CHALLENGING)	<input type="checkbox"/> <b>On/Off Pin Reciprocator</b> (ON-OFF) <i>Alternate from Free Wheel mode or Direct Drive by engaging the On/Off Pin Reciprocator.</i>  <b>Pedal Power:</b> <input type="checkbox"/> <b>Easy</b> (EASY) <input type="checkbox"/> <b>Average</b> (AVERAGE)	<input type="checkbox"/> <b>3-Speed Coaster Brake with Reverse</b> (2060014) <input type="checkbox"/> <b>5-Speed Coaster Brake with Reverse</b> (2060016)  <b>Shifter Location:</b> <input type="checkbox"/> <b>Right</b> (SHIFTHB) <b>Handlebar</b> <input type="checkbox"/> <b>Rear Steering Handle</b> (SHIFTRS) <input type="checkbox"/> <b>T-Bar</b> (SHIFTTB)
---	--	--	---

# Seating System

Please Fill Out Either The Child Set Up or The Adult Set Up  
Please note that all seat bases come with a seat belt and all highback backrests come with a chest strap

Child Seat	12.5" width, 12.5" depth
Child High Back	13" width, 18" height
Child Low Back	13" width, 7.5" height
Adult Seat	16.75" width, 14" depth
Adult Low Back	17" width, 10" height
Adult High Back	17" width, 18" height



The 2" raised pommel keeps riders further back in their seats while helping with stability and promotes leg abduction.



A narrow seat aids in clearance and in pass-through. The nose of the seat is slightly narrower to aid with pedaling.



The standard seat will fit and function for most riders.




## CHILD SET UP

<b>Seat Base</b> <input type="checkbox"/> <b>Child Seat</b> (6114013) <input type="checkbox"/> <b>Child Narrow Seat</b> (6114014) <input type="checkbox"/> <b>Child Pommel Seat</b> (6114010) <input type="checkbox"/> <b>Child Narrow Pommel Seat</b> (6114016)	<input type="checkbox"/> <b>Four-Point Neoprene Hip Stabilizer Belt</b> (2125273) *OPTIONAL
<b>Back Rest</b> <input type="checkbox"/> <b>Child Low Back</b> (2114009) <input type="checkbox"/> <b>Child High Back</b> (2114010)	



## ADULT SET UP (Recommended)

<b>Seat Base</b> <input type="checkbox"/> <b>Adult Seat</b> (6114015) (STD) <input type="checkbox"/> <b>Adult Narrow Seat</b> (6114017) <input type="checkbox"/> <b>Adult Pommel Seat</b> (6114018) <input type="checkbox"/> <b>Adult Narrow Pommel Seat</b> (6114020)	<input type="checkbox"/> <b>Four-Point Neoprene Hip Stabilizer Belt</b> (2125274) *OPTIONAL
<b>Back Rest</b> <input type="checkbox"/> <b>Adult Low Back</b> (2114019) (STD) <input type="checkbox"/> <b>Adult High Back</b> (2114020)	





## SEATING ACCESSORIES (Optional)

<b>Neoprene Chest Harness</b> 	<b>Laterals</b> ( <i>Width and height adjustable, comes with an adjustable track system</i> ) 	<b>Flip-Up Abductor</b> 
<input type="checkbox"/> <b>Medium</b> (2114077) <input type="checkbox"/> <b>Large</b> (2114078) <input type="checkbox"/> <b>Extra Large</b> (2114079)	<input type="checkbox"/> <b>Standard Small Laterals</b> (2114070) <i>Small Laterals Chest Width: 8½" - 11¼"</i> <input type="checkbox"/> <b>Standard Large Laterals</b> (2114072) <i>Large Laterals Chest Width: 12"-15"</i> <input type="checkbox"/> <b>Narrow Small Laterals</b> (2114071) <i>*Shifts chest width range 3" narrower</i> <input type="checkbox"/> <b>Narrow Large Laterals</b> (2114073) <i>*Shifts chest width range 3" narrower</i>	<input type="checkbox"/> <b>Flip-Up Abductor</b> (2020205) <i>This flip-up abductor assists with leg/knee separation during pedaling and is mounted securely to the underside of the seat.</i>
		Chest Width: _____ Seat-to-Armpit: _____



## HEADRESTS (Optional)

		
<input type="checkbox"/> <b>Adjustable Backrest Extension</b> (Backrest Ext) <i>The backrest extension extends the seat backing height an additional 7" and can be removed for ease of transport.</i> <i>Tip: A Low Back Seat and the Adjustable Backrest Extension can be combined to create a height-adjustable backrest.</i>	<input type="checkbox"/> <b>Adjustable Headrest with Occiput Support Cushion</b> (HEADREST PLUS) <i>*Requires Highback Seat</i> <i>The adjustable headrest with an occiput support cushion provides additional neck support for the rider. The cushion comes with velcro and can be removed or adjusted as required.</i>	<b>Head and Neck Support System</b> <i>*Requires Highback Seat</i> <p style="text-align: center;"><b>*Please call 1-800-661-9915 for sizing and part number. In some cases we are able to adapt our seatback to accommodate common wheelchair headrests.</b></p>



## PEDAL OPTIONS - Select one

			
<i>Mountain Pedals are recommended for riders that have more control and high tone muscle control.</i>	<i>The Neoprene Adjustable Footplates provide an easy way to maintain proper positioning and pedal pressure. Recommended for children with low muscle tone.</i>	<i>Molded ABS Footplates are designed to provide precise positioning for children with more spasticity. They also help with leg alignment and knee flexion.</i>	<i>Molded ABS Footplates with Ratchet Straps help to secure the riders feet in a specific position. Recommended for children with plantar flexion.</i>
<input type="checkbox"/> <b>Mountain Pedals with Toe Cage</b> (STD) (2112081)	<input type="checkbox"/> <b>Neoprene Adjustable</b> <input type="checkbox"/> <b>SML</b> (2012031) *4" x 7" <input type="checkbox"/> <b>MED</b> (2012032) *4½" x 10" <input type="checkbox"/> <b>LRG</b> (2012033) *5" x 11½" <input type="checkbox"/> <b>XL</b> (2012034) *6" x 12"	<input type="checkbox"/> <b>Molded ABS</b> <input type="checkbox"/> <b>SML</b> (2012042) *3" x 7" <input type="checkbox"/> <b>MED</b> (2012043) *3" x 10¼" <input type="checkbox"/> <b>LRG</b> (2012044) *3½" x 11½" <input type="checkbox"/> <b>XL</b> (2012045) *4" x 13"	<input type="checkbox"/> <b>Molded ABS with Ratcheting Straps</b> <input type="checkbox"/> <b>SML</b> (2012052) *3" x 7" <input type="checkbox"/> <b>MED</b> (2012053) *3" x 10¼" <input type="checkbox"/> <b>LRG</b> (2012054) *3½" x 11½" <input type="checkbox"/> <b>XL</b> (2012056) *4" x 13"

## PEDAL ADD-ONS - (Optional)

	
<input type="checkbox"/> <b>1/4 Inch Footplate Spacers</b> (2412050) Please add how many spacers are needed below. (Maximum 8 per side) _____ left + _____ right = _____ total	<input type="checkbox"/> <b>Pulley String</b> <i>Front pulley assists with plantar flexion and rear pulley helps self-level the pedals.</i> <input type="checkbox"/> <b>Front</b> (2115020) <input type="checkbox"/> <b>Rear</b> (2115025)

## CHAINGUARD - Select one

	
<input type="checkbox"/> <b>Heavy Duty Steel Chainguard</b> (STD CHAINGUARD) (STD)	<input type="checkbox"/> <b>ABS Enclosed</b> (ABS ENCLOSED) <b>*Recommended for multi-user environments.</b>

## BRAKE OPTIONS AND POSITIONS

### Select First Brake Position (Included)

\*Please select one option

- Left Handlebar (2113312)
- Right Handlebar (2113311)
- Rear Steering Handlebar (2113313) \*Requires Rear Steering Handle
- T-bar (2113315)

(STD)

### Select Second Brake Position (Included)

\*Please select one option - must differ from first brake position (STD)

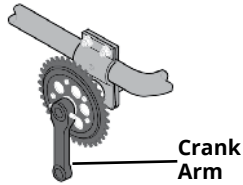
- Left Handlebar (2113322)
- Right Handlebar (2113321)
- Rear Steering Handlebar (2113323) \*Requires Rear Steering Handle
- T-bar (2113324)

### BRAKE ADD-ON

- Adjustable Drag Brake (2013215)

### CRANK ARMS - Select one

- 3" Alloy Crank (5012252)
- 4" Alloy Crank (5012254)
- 5" Alloy Crank (STD) (5012255) \*Recommended



### Crank Arm Length Shortener

\*reduces length by 1/2" (optional)

- Left Side (2012049)
- Right Side (2012050)
- Both Sides (2012047)

### FRONT FORK - Select one



- Rigid Chrome Fork (STD) (5011021)



- Suspension Fork (5011026)



- Adjustable Tilt Fork (2111262)

The adjustable tilt fork allows therapists and caregivers to add or reduce the amount of tilt (up to roughly 8 degrees) this helps to improve the rider's overall comfort and positioning.

### ACCESSORIES - (Optional)



### Velcro Hand-Eye Coordination Gloves

- XS (6315031) 5 1/2" height x 1 3/4" wrist
- SML (6315033) 6" height x 2" wrist
- MED (6315034) 7" height x 2 1/4" wrist
- LRG (6315035) 8" height x 3 3/4" wrist



- Indoor Stationary Trainer (2022310)



### Leg Braces

\*Only available with molded footplates.  
\*Requires Rear Pulley.

- Left Side Only (LEG BRACE L)
- Right Side Only (LEG BRACE R)
- Pair (LEG BRACE PAIR)

Inseam: \_\_\_\_\_

Calf Circumference: \_\_\_\_\_

\*Measurement with AFO's\*



- Rear Platform (REAR PLATFORM)



- Removable Canopy (6515011)

### ACCESSORIES - (Optional)




- Spoke Covers (3) (2112341)



### Adjustable Tablet/Phone Holder

- Tablet (5025070)
- Phone (5025080)



- Cane/Crutch Holder (2125060)



- Padded Adduction Strap (6320060)









- Electric Assist Motor (2125361)

\*Not compatible with Tilt Fork

### Add-On:

- Pedal Assist Sensor (2125355)

## ACCESSORIES - (Optional)

					
<input type="checkbox"/> <b>Oxygen Tank Holder</b> (2125010)  <b>*Fits Size D/E Tanks</b>	<input type="checkbox"/> <b>Communication Tray</b> (2125281)	<input type="checkbox"/> <b>Simulated Sheepskin Cover</b> <input type="checkbox"/> <b>Child Seat</b> (6114070) <input type="checkbox"/> <b>Adult Seat</b> (6114080)	<input type="checkbox"/> <b>Mirror</b> (5015040)	<input type="checkbox"/> <b>Tool Pouch</b> (6300022)	<input type="checkbox"/> <b>Bike Cover</b> (6315602)

### CUSTOMER INFORMATION

Dealer/Vendor: \_\_\_\_\_

Contact Person: \_\_\_\_\_

Address: \_\_\_\_\_

City: \_\_\_\_\_ Prov./State: \_\_\_\_\_

Postal/Zip Code: \_\_\_\_\_ Ordered by: \_\_\_\_\_

Phone: \_\_\_\_\_ Fax: \_\_\_\_\_

Email: \_\_\_\_\_

### ORDER INFORMATION

Purchase Order: \_\_\_\_\_

Order Date: \_\_\_\_\_ Quote Date: \_\_\_\_\_

FCI Representative: \_\_\_\_\_

Payment Terms: \_\_\_\_\_

CREDIT CARD (CHECK ONE)  Visa  MasterCard Exp. Date: \_\_\_\_\_

Card Number: \_\_\_\_\_

Name On Card: \_\_\_\_\_

Signature: \_\_\_\_\_

### SHIPPING INSTRUCTIONS

Name: \_\_\_\_\_

Address: \_\_\_\_\_

City: \_\_\_\_\_

Province/State: \_\_\_\_\_

Postal/Zip Code: \_\_\_\_\_ Phone: \_\_\_\_\_

Federal ID/SS#: \_\_\_\_\_

### NOTES:

### PRIVACY POLICY

Freedom Concepts Inc. collects, uses and discloses personal information of the Customer and/or Rider to properly assemble and manufacture the mobility device and may contact the Rider's therapist for additional personal information to assist with this process. The collection, use and disclosure of the personal information of the Customer and/or the Rider is governed by any consent which may, from time to time, be provided, and by the Freedom Concepts Inc. Privacy Policy which is available on our website [www.freedomconcepts.com](http://www.freedomconcepts.com) or by contacting our office. By signing below, you hereby warrant that you have the authority to bind the Rider and hereby authorize the collection, use, and disclosure of personal information as herein provided and in accordance with the Freedom Concepts Inc. Privacy Policy.

### TERMS AND CONDITIONS

Prices are subject to change without notice. Prepaid or net 30 days O.A.C. All taxes extra. Freight extra. Manufacturer reserves the right to change prices, colors, features, dates, locations and products without notice. Residential delivery charge may apply. Duty and brokerage included where applicable.

\_\_\_\_\_  
CUSTOMER SIGNATURE

### PHOTO RELEASE

I hereby give permission to Freedom Concepts Inc. to use photographs of me or my child at their discretion.  YES  NO

I would like to receive regular updates.  SNAIL MAIL  EMAIL  NO

\_\_\_\_\_  
SIGNATURE OF RIDER/PARENT